



 **HEDSAM X**

The new-generation
access control system

Hedsam X

User manual KV 2



Day and week programs



Oy Hedengren Security Ab | Lauttasaarentie 50 | 00200 Helsinki
www.hedengrensecurity.fi

KV02_HEDSAM X-WEB MANUAL_v1.2_FI.

Creating day programs

Open Hedsam webserver and click "Charts" and then "Day programs"	 Charts	 Day programs
--	---	---

A window "Day programs" opens, click "Create new"	
---	--

A new window opens "New Day program 1".




The "New Day program 1" window contains the following fields:

- Delete Day program:
- Name:
- Begins: Ends:
- Begins: Ends:

Enter a name and set a start and end time (see picture below).


The window changes colour below, "Document has changed" click "Save".

If you want to delete the day program click on "NO" and it will change to "Yes", then "Save"



The "New Day program 1" window now shows the following changes:

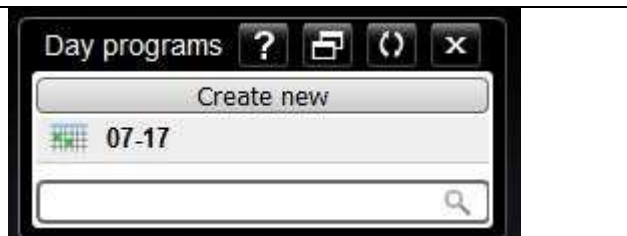
- Delete Day program:
- Name: (highlighted in yellow)
- Begins: Ends: (highlighted in yellow)
- Begins: Ends:
- A yellow banner at the bottom reads "Document has changed" with "Cancel" and "Save" buttons.

Please note that the name of the Day program in the window "Day programs" does not change before refreshing with  button



Day program "07-17".

In the lower part of the window you can find a Search field which helps when there is a lot of programs. It will search and find automatically during input.



Creating Week programs

In the charts page click "Week programs"



Click "Create new"




A new window opens "New Week program 1".



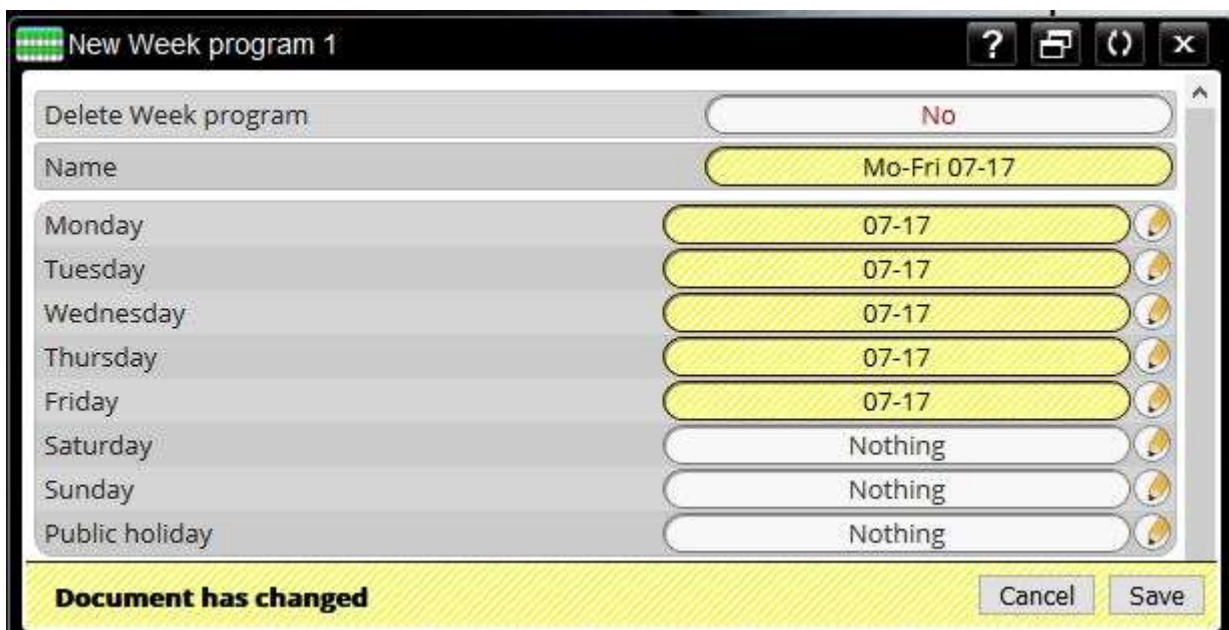
Enter a name e.g. Mo-Fri 07-17 and click in the field "Nothing" next to Monday and it will offer a choice of the "Day programs" here in this case 07-17, click on it.






07-17 is now selected for Monday. Do the same thing for all the weekdays Monday to Friday



In this example we have now created a week program for weekdays Mon-Fri 07-17 click "Save"



<p>As in "Day programs" the name will update when you click the update button </p>	
---	--

<p>You can edit the week program by clicking on it. The search field works the same in all windows</p>	
--	--